


MARVELLOUS MINIBEASTS

ACTIVITIES AND WORKSHEETS



MARVELLOUS MINIBEASTS

Activity:

KS1/KS2

Marvellous Minibeast Survey

Curricular links:

Science, literacy, geography, pshe

Time:

20 minutes +

Equipment:

Clear container (lidless), magnifying glass, worksheets, plastic spoons, clipboards

Place:

Various, Long grass, soil, leaf litter, rotting logs, trees and plants, under stones

School Term:

Any.

Instructions:

Working either individually or in pairs.

Children search for minibeasts, and note down what they have seen.

Children need to be quiet and calm so as not to frighten the creatures. Handle mini beasts carefully so as not to harm them, many are very delicate.

Do not touch their wings. Replace any items any item or creatures to original location.

Name of Minibeast	Minibeast Habitats						Total
	In Long grass	Rotting Logs	Under stones	Leaf Litter	Soil	Trees & Plants	
Snail							
Slug							
Centipede							
Millipede							
Worm							
Spider							
Woodlouse							
Ant							
Ladybird							
Earwig							
Beetle							
Caterpillar							
Aphid							
Butterfly							
Moth							
Grasshopper							
Harvestman							

Mini beast Facts


Name _____




Name of minibeast _____

What does it look like?
Where does it live?
What does it eat?
What is special about it?

Draw a diagram of your minibeast





Minibeast Hunt

Name _____

Complete the table during our Minibeast Hunt. Where are they hiding?

Minibeast						
In the grass						
Under a log						
Under a stone						
In the air						
In a tree						



Where did you find the most minibeasts? _____

Where did you find the least minibeasts? _____

Why do you think this was? _____

Minibeast Survey Record Sheet

LONG GRASS	UNDER STONES
ROTTING LOGS	LEAF LITTER
SOIL	TREES AND PLANTS

MARVELLOUS MINIBEASTS

Activity:

KS1/L.KS2

Minibeast Statues! Action!

Curricular links:

Science, P.E.

Time:

5minutes +

Equipment:

Space

Place:

Open space

School Term:

Any

Instruction:

A fun warm up activity.

Having talked and named variety of minibeasts play statues with a difference.


Either allow children to choose their own minibeast for a 'freeze' shape or shout out name of a particular creature for them to emulate. Having held shape for a few seconds, give the second command, 'Action'.

Children then try to travel in the manner of the creature.

Minibeast Wordsearch

Name _____

Find the hidden minibeast words.



m	s	b	e	e	t	l	e	i	s	b	f
i	x	m	d	h	e	s	n	y	d	o	t
n	m	h	a	n	t	p	b	p	r	d	j
i	r	e	r	m	v	i	r	s	i	y	e
b	o	a	d	b	u	d	o	a	b	f	s
e	w	d	x	e	a	e	b	w	y	g	u
a	l	b	c	e	t	r	i	n	d	s	o
s	g	f	l	y	q	e	q	c	a	d	l
t	a	c	z	m	o	t	h	v	l	y	d
k	w	l	e	g	s	a	p	j	u	h	o
w	b	u	t	t	e	r	f	l	y	z	o
o	l	f	i	n	s	e	c	t	p	k	w

Here are the words to find:

ant
bee
butterfly

minibeast
moth
woodlouse

worm
body
fly

beetle
insect
head

wasp
ladybird
spider

legs