

WALLED GARDEN & LONG BORDER

Walk halfway along the Long Border. Stop by the steps and look to your left (South).

- Can you see the gate and tunnel that leads to the sea?**
 - Go towards the gate. What was the tunnel used for?**
-

The Walled Garden is a sheltered area. They used to grow fruit trees here.

Can you find:

- A Magnolia tree. It is evergreen. It has glossy shiny leaves. The large flowers smell like lemon meringue pie?**
- A plant with the largest leaves in the garden, called a rice paper plant (*Tetrapanax papyrifer*)?** (There's one at the back near the bananas)

OLIVE GROVE & MEDITERRANEAN GARDEN


These plants come from the Mediterranean, the Canary Islands and Madeira.

Can you find:

- The olive trees?**
- The Grape Arbour? Are there any grapes on it?**
- The sun dial?**
- The well (not a real one)?** (Walk down a small path like a ravine towards a shelter)
- The shelter?** Sit in it and look out at the two trees. They are cork trees. Go and feel the bark.

What do you think the bark is used for?

FIND YOUR WAY OUT OF THE MAZE




GET SOCIAL...




Take a photograph of your favourite plant, insect or part of the garden and post it online. Don't forget to use the hashtag #BritainsHottestGarden.

Undercliff Drive, Ventnor, Isle of Wight PO38 1UL
01983 855397 | botanic.co.uk | [Twitter](#) [Facebook](#) [Instagram](#)



CHILDREN'S TRAIL

Explore the gardens and hunt for clues



COUNT THE NUMBER OF LIZARDS YOU SEE AROUND THE GARDEN

<input type="checkbox"/>	<input type="checkbox"/>	<input type="checkbox"/>	<input type="checkbox"/>	<input type="checkbox"/>	<input type="checkbox"/>	<input type="checkbox"/>	<input type="checkbox"/>	<input type="checkbox"/>	<input type="checkbox"/>	<input type="checkbox"/>	<input type="checkbox"/>	<input type="checkbox"/>	<input type="checkbox"/>	<input type="checkbox"/>
<input type="checkbox"/>	<input type="checkbox"/>	<input type="checkbox"/>	<input type="checkbox"/>	<input type="checkbox"/>	<input type="checkbox"/>	<input type="checkbox"/>	<input type="checkbox"/>	<input type="checkbox"/>	<input type="checkbox"/>	<input type="checkbox"/>	<input type="checkbox"/>	<input type="checkbox"/>	TOTAL	<input type="text"/>

MEDICINAL GARDEN

These plants like warm, dry conditions to grow in and are used in food or medicine.

- Feel and smell the leaves on different plants**
- Find a bay tree** (One looks like a ball on a stick)

Can you find any plants that smell of:

- Mint?**
- Lavender?**
- Curry?**

What other plants and smells can you find?

- Can you find the small tree in the middle, a Ginkgo biloba?** (These trees grew thousands of years ago)

The leaves look like this



- The large fig tree?** (There are seats underneath it and it is near the pond)

PALM GARDEN

This area has been kept as a classic Victorian sub-tropical garden.

Can you find:

- The Chusan Palms?** (They are the very tall ones) **They are the oldest in the UK. Feel the trunk. What does it look and feel like?**

- The 2 urns and the archway near them?** (Go out through the Archway)
- There is a sign next to the Campsis Arch. What does it say?**

ARID GARDEN

These plants like hot dry conditions to grow.

Can you find:

- The silver lizard on a wall?** (it's near a bench)
- The 4 mosaic pictures on another wall?**
- A Prickly Pear (Opuntia)?** (Be careful, it has sharp spines)
- An Agave?** (Thick greyish, spiky leaves with sharp edges)
- An Aloe that spirals either clockwise or anticlockwise?** (it's near the silver lizard)

SOUTH AFRICAN TERRACE

These plants like hot sunny weather with rocky, well-drained soil. (You may not see many of these flower in the winter.)

What different colours of flowers can you see?

Can you find:

- An Osteospermum?** (it looks like a huge daisy)
- A red hot poker (Kniphofia)?**
- A Eucomis?** (the flower looks a bit like a pineapple)

AUSTRALIAN GARDEN

Some of these plants like desert conditions and others like a tropical climate.

Can you find:

- A yellow sign?**

Which animal is drawn on it? _____

- The Dreamtime Rock?**

What is drawn on it? _____

- The bridge? Now stand on it.**
- The tree ferns (Dicksonia)?**
- The path to go under the bridge?**
- A Eucalyptus tree? There are lots around.** (The bark is often peeling off and if you crush the leaves they have a scent)

Feel the trunk.

Is it rough or smooth? _____